

# Compact Tipping Trailers

## TR1 & TR2 Tipping Trailers



- All sides are removable
- High tip for clean unloading
- Reinforced sides and hinge points
- Reinforced Floor and side chimes fabricated in one piece for extra strength
- Structural steel chassis with 5 stud axle
- Galvanised Mesh sides Optional on TR1 & TR2
- Handbrake optional on TR2
- TR1 – 1500kg capacity
- TR2 – 2000kg capacity



Model	Sides Height	Floor Thickness	Body Length	Width	Loading Height
TR 1	325mm	2.5mm	1.91m	1.22m	0.68m
TR 2	360mm	3mm	2.6m	1.37m	0.8m

Model	Lights	Brakes	Unladen Weight	Wheel Size Standard	Wheel Size Optional
TR 1	NO	NO	347kg	23/10.5/12	N/A
TR 2	Optional	Optional	496kg	10/80/12	26/12/12.5

# Tipping Trailers

## TR4 & TR6 Tipping Trailers



Grain/Mesh sides optional for TR4 & TR6



- Ideal general purpose trailers.
- Reinforced sides and hinge points.
- High tip for clean unloading
- Hydraulic brakes & lights as standard
- Lights fitted in protective channel.
- Slim-line reinforced draw-bar with hose and cable stand as standard.
- All 4 sides are removable and are fabricated in one piece (no water traps).
- 4mm Reinforced floor and side chimes fabricated in one piece for extra strength.
- Handbrake as standard
- Galvanised mesh sides optional.
- Grain sides optional.
- Galvanised option by special order

### TR4 Trailer

- 4000 Kg capacity
- Size 3m x 1.9m x 0.56m (10ft x 6ft 6" x 22")

### TR6 Trailer

- 6000 Kg capacity
- Size 3.7m x 2.15 x 0.56m (12ft x 7ft x 22")



Model	Sides Height	Floor Thickness	Body Length	Width	Loading Height
TR 4	560mm	4mm	3m	1.9m	0.95m
TR 6	560mm	4mm	3.76m	2.15m	1m

Model	Lights	Brakes	Unladen Weight	Wheel Size Standard	Wheel Size Optional
TR 4	YES	YES	975kg	10/75/15.3	12.5/80/15.3 400/60/15.5
TR 6	YES	YES	1464kg	12.5/80/15.3	400/16/15.5

# Tipping Trailers

## TR8 Trailer



- Ideal general purpose trailer with a large capacity of 8000kg
- Reinforced half sides for easy fitting
- All 4 side of the trailer are removable
- High tip for clean unloading
- Hydraulic brakes & lights and reflective triangles as standard.
- Lights fitted in protective channel
- H D 180mm structural chassis with 12.5/80 – 15.3 tyres as standard on 6 stud axles Tandem H.D parabolic spring suspension for smooth working operation
- Spring suspension creates less stress on the trailer structure resulting in longer maintenance free operation
- Slim-line reinforced draw-bar with galvanised parking shoe, hose and cable stand as standard
- Handbrake as standard
- Optional Grain sides
- Optional bale extension.
- 4m x 2.15 x 0.56m (13ft x 7ft x 22")



Model	Side Height	Floor Thickness	Body Length	Width	Loading Height
TR 8	560mm	4mm	4m	2.15m	1.09m
Lights	Brakes	Unladen Weight	Wheel Size Standard	Wheel Size Optional	
YES	YES	2200kg	12.5/80/15.3	400/16/15.5	

# Tipping Trailers

## 8 Ton Monocoque Tipping Trailer (TR8M)



- Solid construction Monocoque body for extra strength
- High tip tapered body for clean unloading
- Structural steel 180mm channel chassis with 6 stud axles on 12.5/80/15.3 tyres
- Optional 400/16 – 15.5 tyres
- Heavy duty reinforced 4m floor
- High tip for clean unloading
- Large capacity 8000Kg – 10cu.m
- 4.1m x 2.2m x 1.26m (13ft5" x 7ft2" 4ft)
- Extra high sides 1260mm (49")
- Brakes, Lights and reflective triangles are standard.
- Lights positioned inside heavy duty structural channel
- Tandem H.D parabolic spring suspension for smooth working, creating less stress on the trailer structure resulting in longer maintenance free operation
- Handbrake as standard
- Optional tarpaulin Cover
- Optional Grain Chute



Model	Side Height	Floor Thickness	Body Length	Width	Loading Height
TR 8M	126cm	4mm	4m	2.15m	2.3m
Lights	Brakes	Unladen Weight	Wheel Size Standard	Wheel Size Optional	
YES	YES	2300kg	12.5/80/15.3	400/16/15.5	

# Tipping Trailers

## 10 Ton Tipping Trailer (TR10)



- Ideal general purpose trailer with a large capacity of 10,000kg
- Reinforced half sides for easy fitting with reinforced hinge points
- All 4 side of the trailer are removable
- High tip for clean unloading with high specification H.D 3 stage Tipping Hyd. cylinder
- Hydraulic brakes & lights and reflective triangles as standard.
- Lights fitted in protective channel
- Spring suspension creates less stress on the trailer structure resulting in longer maintenance free operation
- Slim-line reinforced draw-bar with galvanised parking shoe, hose and cable stand as standard
- 4.35m x 2.23m x 60cm (14ft3" x 7ft2" X 2ft)
- Optional Grain sides
- Optional bale extension.

## 10 Ton Monocoque Tipping Trailer (TR10M)



- Solid construction Monocoque body for extra strength
- Large capacity of 12cu.m
- 4.35m x 2.25m x 1.2m (14ft3" x 7ft2" x 4ft)
- Structural steel 200mm x 100mm box section channel chassis with 8 stud axles on 385/55/22.5 tyres
- Optional tarpaulin cover
- Optional grain shoot

Model	Sides Height	Floor Thickness	Body Length	Width	Loading Height
TR 10	600mm	5mm	4.35m	2.25m	1.8m
TR 10M	1200mm	5mm	4.35m	2.4m	2.39m

Model	Lights	Brakes	Unladen Weight	Wheel Size Standard	Wheel Size Optional
TR 10	YES	YES	2.9 Ton	385/55/22.5	500/50/17
TR 10M	YES	YES	3.2 Ton	385/55/22.5	500/50/17

# Tipping Trailers

## 12 Ton Monocoque Tipping Trailer (TR12)



- Heavy Duty 12,000kg Agricultural trailer designed to satisfy the requirements of modern trailer operations.
- All chassis and body parts are manufactured from high tensile steel plate and hollow section to help reduce weight and increase payload without compromising structural strength.
- Unique design sprung draw bar provides excellent ride characteristics working in combination with the multi leaf spring bogie suspension to reduce stress on the towing vehicle and operator.
- Tapered body and twin heavy duty tipping rams ensure a fast and clean unloading time with all hydraulic pipes safely concealed within the chassis.
- 8 stud heavy duty axle, brakes and lights.
- 40mm EN8 towing eye, skid and skid carrier
- Hydraulic hose carrier and access ladder.
- 550/45/22.5 as standard
- **Options include:**
  - Hydraulic back door complete with locking safety valve to avoid accidental spillage.
  - Galvanised silage extension kit complete with swinging back door and automatic trip.
  - 385/65/22.5 (super singles) in lieu of 550/45/22.5
  - Front viewing window
  - Tarpaulin cover
  - Grain chute

Galvanised Silage Extension kit



Hyd Back Door

Model	Sides Height	Floor Thickness	Body Length	Width	Loading Height
TR 12	1305mm	5mm	5140mm	2400mm	2520mm

Lights	Brakes	Unladen Weight	Wheel Size Standard	Wheel Size Optional
Yes	Yes	4.2 Ton	550/45/22.5 (8 Stud)	385/65/22.5

# Tipping Trailers

14 Ton Monocoque Tipping Trailer (TR14)



- Heavy Duty 14,000kg Agricultural trailer designed to satisfy the requirements of modern trailer operations.
- All chassis and body parts are manufactured from high tensile steel plate and hollow section to help reduce weight and increase payload without compromising structural strength.
- Unique design sprung draw bar provides excellent ride characteristics working in combination with the multi leaf spring bogie suspension to reduce stress on the towing vehicle and operator.
- Tapered body and twin heavy duty tipping rams ensure a fast and clean unloading time with all hydraulic pipes safely concealed within the chassis.
- 10 stud heavy duty commercial axle, brakes and lights.
- 40mm EN8 towing eye, skid and skid carrier
- Hydraulic hose carrier and access ladder
- 550/45/22.5 flotation tyres.
- **Options include:**
  - Hydraulic back door complete with locking safety valve to avoid accidental spillage.
  - Galvanised silage extension kit complete with swinging back door and automatic trip.
  - Front viewing window
  - Grain chute
  - Tarpaulin cover

Model	Sides Height	Floor Thickness	Body Length	Width	Loading Height
TR 14	2.5m	5mm	570cm	242cm	250cm

Lights	Brakes	Unladen Weight	Wheel Size Standard	Wheel Size Optional
Yes	Yes	4320kgs	550/45/22.5 (10 Stud)	385/65/22.5



# Flat Bed Bale Trailers

## Flatbed Bale Trailer



TRF21 (6.5m) & TRF25 (7.6m)

- Heavy duty 8 stud wide track one piece axles for long trouble free life.
- 2.44m (8ft) wide body with a 4mm Floor
- Spring bogie Tandam axles 70x70x6 stud on 12.5/80/15.3 tyres on TRF21
- Spring bogie on tandam 80x80x8 stud axles on 385/65/22.5 super single tyres on TRF25 combines stability over uneven terrain and smooth road use.
- Optional bale ladder for front and rear
- Hydraulic braked axles with Rear recessed lights as standard.
- Side reflectors as standard.
- Sturdy rigid headboard.
- Large rope galvanised box on TRF21
- Twin large galvanised rope boxes on TRF25
- TRF21 – 8000kg payload
- TRF25 – 12,000kg payload










Model	Floor Thickness	Body Length	Width	Loading Height
TRF21	4mm	6.56m	2.45m	1.02m
TRF25	4mm	7.46m	2.45m	1.24m

Model	Lights	Brakes	Unladen Weight	Wheel Size Standard	Wheel Size Optional
TRF21	YES	YES	2.14 Ton	12.5/80/15.3	400/16/15.5
TRF25	YES	YES	2.88 Ton	385/65/22.5	550/45/22.5



# Trailers Wheels

## Standard Wheels

TR1	TR2	TR4	TR6, TR8, TR8M & TRF21	TR10, & TR10M	TRF25	TR12 & TR14
						
23/10.5/12	10/80/12	10/75/15.3	12.5/80/15.3	385/55/22.5	385/65/22.5	550/45/22.5

## Wheels Options

TR2	TR4	TR6, TR8 & TR8M	TR10 & TR10M	TR12 & TRF25
				
26/12/12 10/80/12.5 26/12/12.5 (Turf Tyre)	11.5/80/15.3 400/60/15.5	400/16/15.5	500/50/17	550/45/22.5

	TR1	TR2	TR4	TR6	TR8	TR8M
Wheel Size Standard	23/10.5/12	10/80/12	10/75/15.3	12.5/80/15.3	12.5/80/15.3	12.5/80/15.3
Wheel Size Optional	N/A	26/12/12.5	12.5/80/15.3 400/60/15.5	400/16/15.5	400/16/15.5	400/16/15.5

	TR10	TR10M	TR12	TR14	TRF21	TRF25
Wheel Size Standard	385/55/22.5	385/55/22.5	550/45/22.5	550/45/22.5	12.5/80/15.3	385/65/22.5
Wheel Size Optional	500/50/17	500/50/17	385/65/22.5	385/65/22.5	400/60/15.5	550/45/22.5